
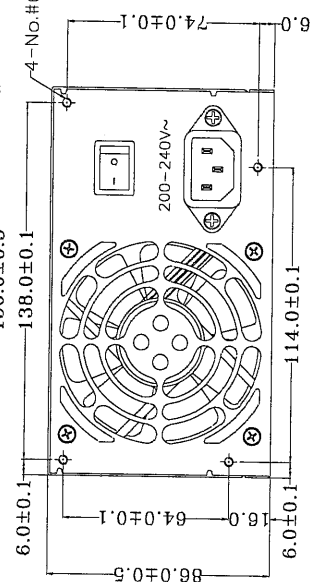
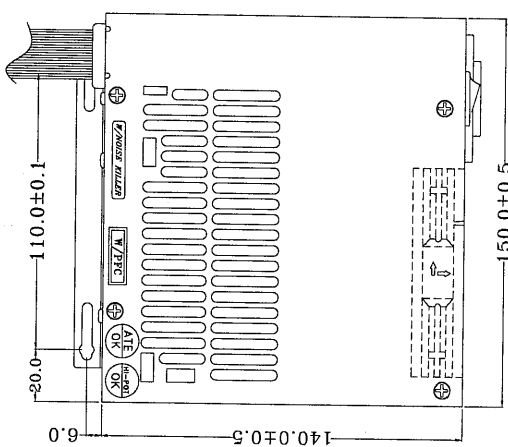
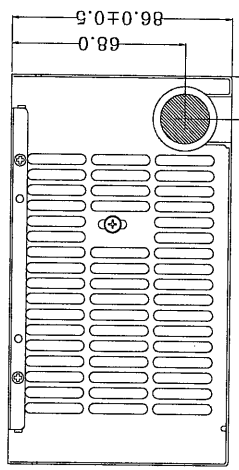
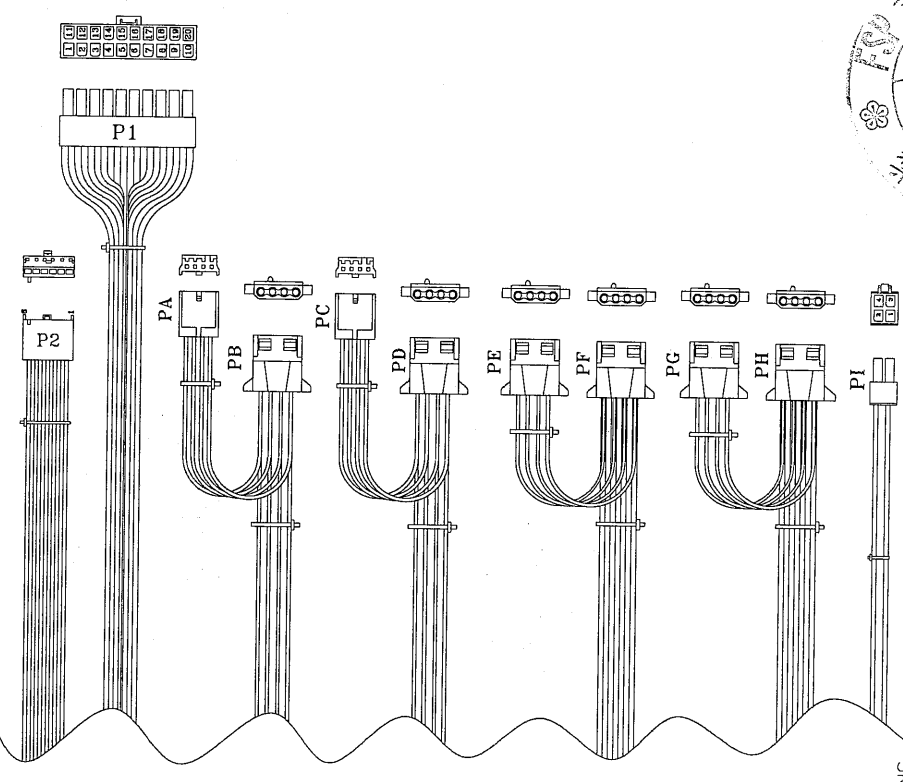



REF. ID.	RYL NO.	SIGNAL	WIRE COOR. GAUGE	CONNECTOR TYPE	CABLE LENGTH
P1	1	+3.3VDC	ORANGE 16	MOLEX 39-01-2206 or EQUIV.	500±15mm
	2	+3.3VDC	ORANGE 16		
	3	COM	BLACK 16		
	4	+5VDC	RED 16		
	5	COM	BLACK 16		
	6	+5VDC	RED 16		
	7	COM	BLACK 16		
	8	PW-OK	GRAY 24		
	9	+5Vsb	PURPLE 18		
	10	+12VDC	YELLOW 18		
	11	+3.3VDC	ORANGE 18		
	12	-12VDC	BROWN 24		
	13	COM	BLUE 18		
	14	PS-ON	GREEN 24		
	15	COM	BLACK 16		
	16	COM	BLACK 16		
	17	COM	BLACK 16		
	18	-5VDC	WHITE 18		
	19	+5VDC	RED 18		
	20	+5VDC	RED 16		
P2	1	COM	BLACK 16	MOLEX 90331 or EQUIV.	500±15mm
	2	COM	BLACK 16		
	3	COM	ORANGE 16		
	4	+3.3VDC	ORANGE 16		
	5	+3.3VDC	ORANGE 16		
PA	1	+5VDC	RED 16	AMP	200±10mm
	2	+12V	YELLOW 22		
	3	COM	BLACK 22		
	4	+5V	RED 22		
PB	1	+12V	YELLOW 18	AMP	1-430±15mm or EQUIV.
	2	COM	BLACK 18		
	3	COM	BLACK 18		
	4	+5V	RED 18		
PC	1	+12V	YELLOW 18	AMP	1-430±15mm or EQUIV.
	2	COM	BLACK 18		
	3	COM	BLACK 18		
	4	+5V	RED 18		
PD	1	+12V	YELLOW 18	AMP	1-430±15mm or EQUIV.
	2	COM	BLACK 18		
	3	COM	BLACK 18		
	4	+5V	RED 18		
PE	1	+12V	YELLOW 18	AMP	1-430±15mm or EQUIV.
	2	COM	BLACK 18		
	3	COM	BLACK 18		
	4	+5V	RED 18		
PF	1	+12V	YELLOW 18	AMP	1-430±15mm or EQUIV.
	2	COM	BLACK 18		
	3	COM	BLACK 18		
	4	+5V	RED 18		
PH	1	COM	BLACK 20	MOLEX 39-01-2040	500±15mm or EQUIV.
	2	COM	BLACK 20		
	3	+12V	YELLOW 20		
	4	+12V	YELLOW 20		



AIR FLOW

AIR FLOW



P/N: 9PA3500802

NOTE:

1. ALL THE LENGTH OF OUTPUT WIRES EXCLUDE HOUSING.

MODEL NO. : FSP350-60BTP(N071)	TITLE: ASSY	SHEET: 1 OF 1	REV:01
R&D	P.E	DRAWN	DATE
<i>W.D.</i>	黃銀山	陳雅慧	APR.24.2002
INTERIOR COURTESIGN:	<i>Grace</i>		

UNIT:mm