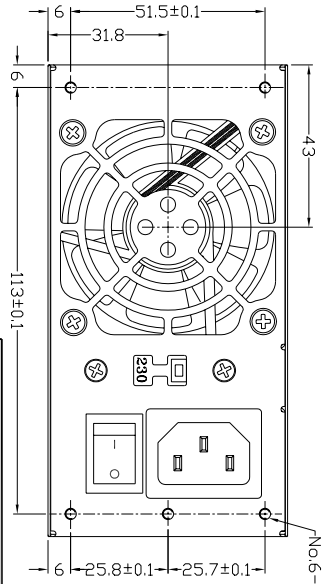
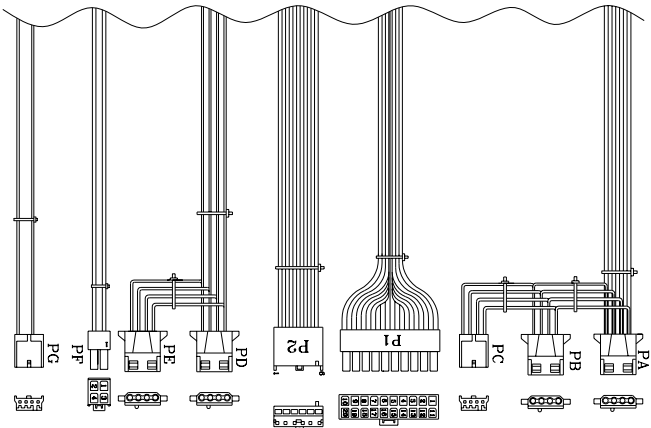
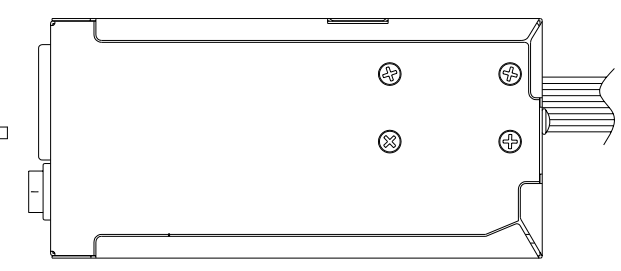
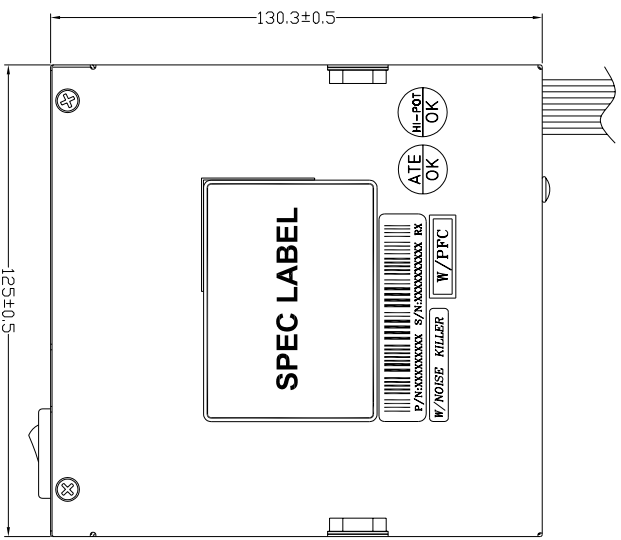
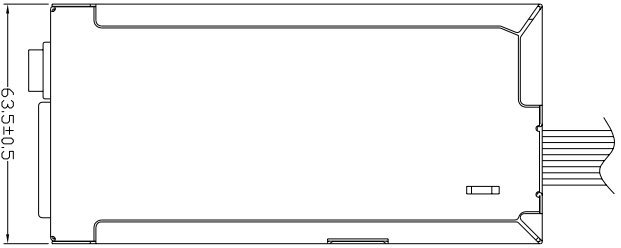



REF. D.	PIN NO.	SIGNAL	WIRE COLOR	GUAGE	CONNECTOR TYPE	LENGTH
P1	1	+3.3V	ORANGE	18	MOLEX 320±15 90301- 2200 or EQUIV.	320±15 mm
	2	+3.3V	ORANGE	18		
	3	COM	BLACK	18		
	4	+5V	RED	18		
	5	COM	BLACK	18		
	6	+5V	RED	18		
	7	COM	BLACK	18		
	8	PW-OK	GRAY	24		
	9	+5Vsb	PURPLE	24		
	10	+12V	YELLOW	18		
P2	1	+3.3V	ORANGE	20	MOLEX 320±15 90331 or EQUIV.	
	2	COM	BLACK	18		
	3	COM	BLACK	18		
	4	+3.3V	ORANGE	18		
	5	+3.3V	ORANGE	18		
	6	+5V	RED	18		
	1	+12V	YELLOW	18		
	2	COM	BLACK	18		
	3	COM	BLACK	18		
	PA	1	+12V	YELLOW		
2		COM	BLACK	18		
3		COM	BLACK	18		
4		+5V	RED	18		
PB	1	+12V	YELLOW	18	AMP 200±10 1-480424-0 or EQUIV.	
	2	COM	BLACK	18		
	3	COM	BLACK	18		
	4	+5V	RED	18		
PC	1	+12V	YELLOW	22	AMP 200±10 171822-4 or EQUIV.	
	2	COM	BLACK	22		
	3	COM	BLACK	22		
	4	+5V	RED	22		
PD	1	+12V	YELLOW	18	AMP 310±15 1-480424-0 or EQUIV.	
	2	COM	BLACK	18		
	3	COM	BLACK	18		
	4	+5V	RED	18		
PF	1	COM	BLACK	20	MOLEX 310±15 39-01-2040 or EQUIV.	
	2	COM	BLACK	20		
	3	+12V	YELLOW	20		
	4	+12V	YELLOW	20		
PG	1	COM	BLACK	24	AMP 450±15 171822-4 or EQUIV.	
	2	COM	BLACK	24		
	3	COM	BLACK	24		
	4	+5VSB	PURPLE	24		



NOTE:

1. ALL THE LENGTH OF OUTPUT WIRES EXCLUDE HOUSING.
2. 產地標籤依業務指示加貼.

P/N.:A0035

UNIT:mm

MODEL NO. : FSP270-50SNV	TITLE: ASSY	SHEET: 1 OF 1	REV:01
R&D	PE	DRAWN	DATE
INTERIOR COUNTERSIGN:			SEP.29.2003